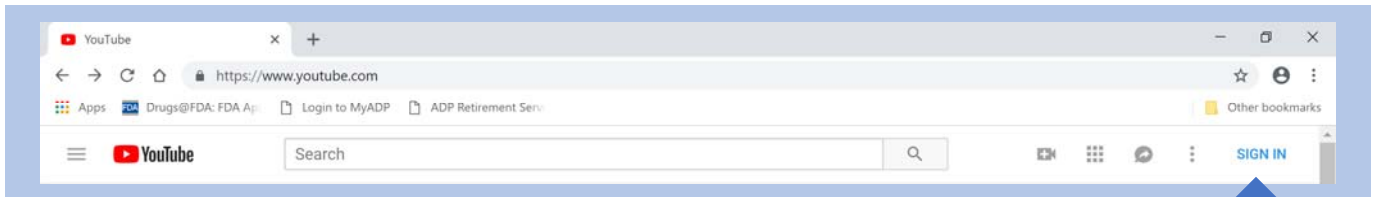


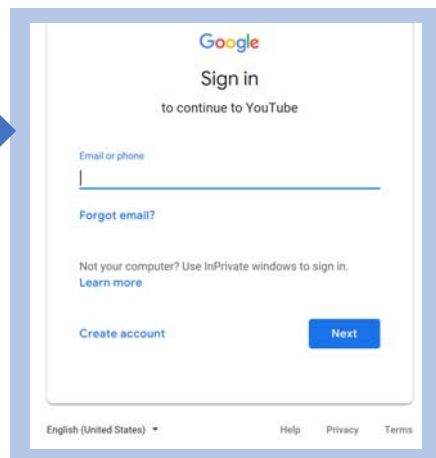
How to Create a YouTube Channel and Upload Videos

To create a YouTube channel, you will need to have a Google (or Gmail) account.

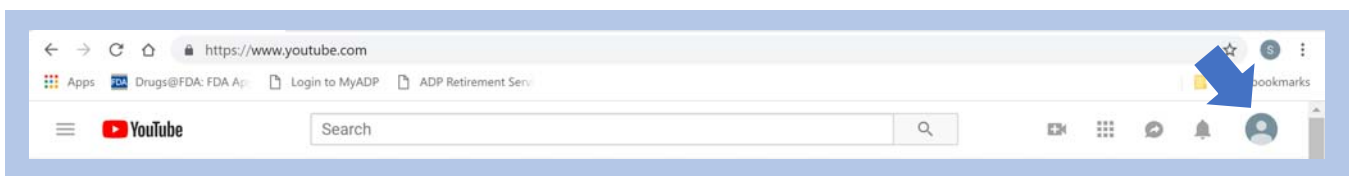
At www.youtube.com, select “sign in”



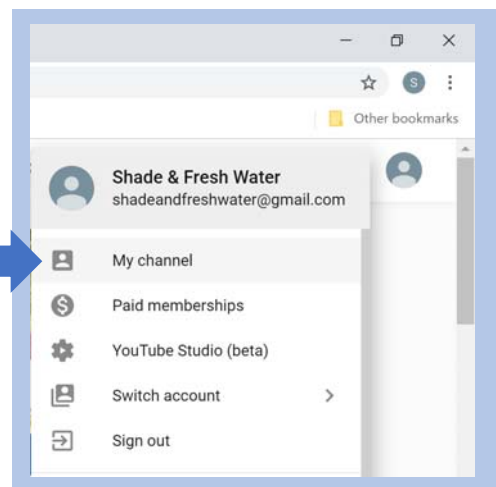
Sign in with your Gmail/Google account or make an account if you do not have one



Once signed in, click on the picture icon to reveal the drop down menu.

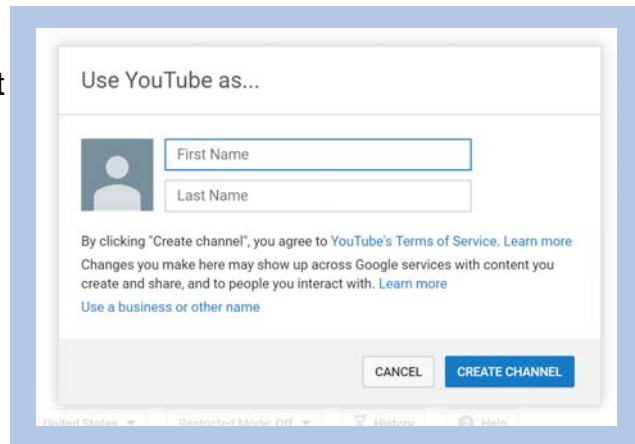


Select “My channel” on the upper left of the site.



How to Create a YouTube Channel and Upload Videos (Continued)

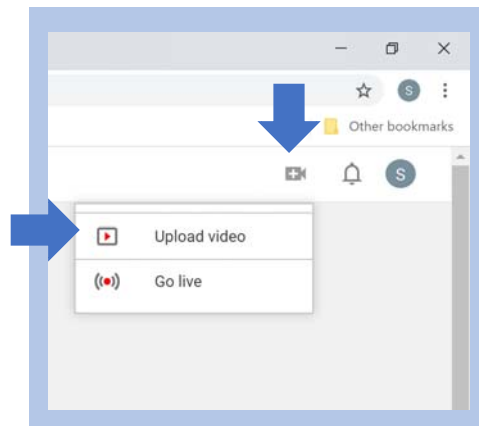
Enter your first and last name and select “Create Channel”



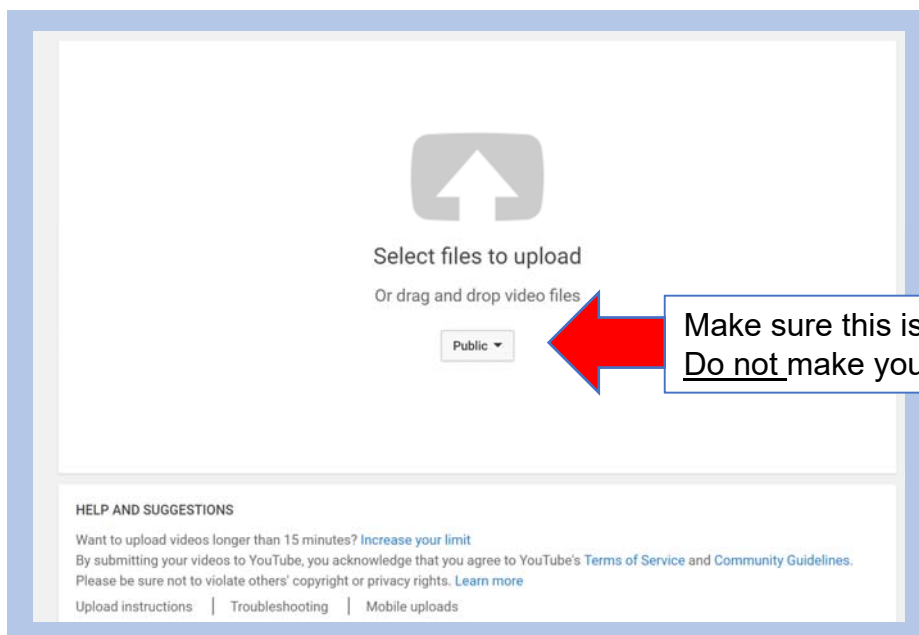
The screenshot shows the 'Use YouTube as...' form. It includes input fields for 'First Name' and 'Last Name'. Below the fields is a disclaimer: 'By clicking "Create channel", you agree to YouTube's Terms of Service. Learn more. Changes you make here may show up across Google services with content you create and share, and to people you interact with. Learn more. Use a business or other name'. At the bottom right are 'CANCEL' and 'CREATE CHANNEL' buttons.

Click on the video icon

Select upload video in the pop-up menu



Select your file to upload



The screenshot shows the 'Select files to upload' page. It features a large upload icon, the text 'Select files to upload' and 'Or drag and drop video files'. Below this is a dropdown menu currently set to 'Public'. A red arrow points from a text box to this dropdown menu.

Make sure this is set to “Public”
Do not make your video private



Once you’ve uploaded your video, don’t forget to copy the URL and upload to UMCARES.

How to Upload Videos to Vimeo

Go to <https://vimeo.com/>
Select "Join for Free"

Join Vimeo

First and last name

Email address

Password

Join with email

or

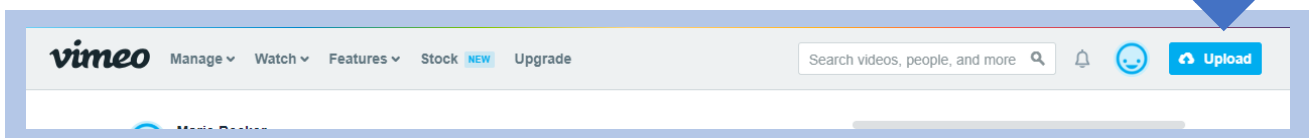
Join with Facebook

Join with Google

Already have an account? [Log in](#)

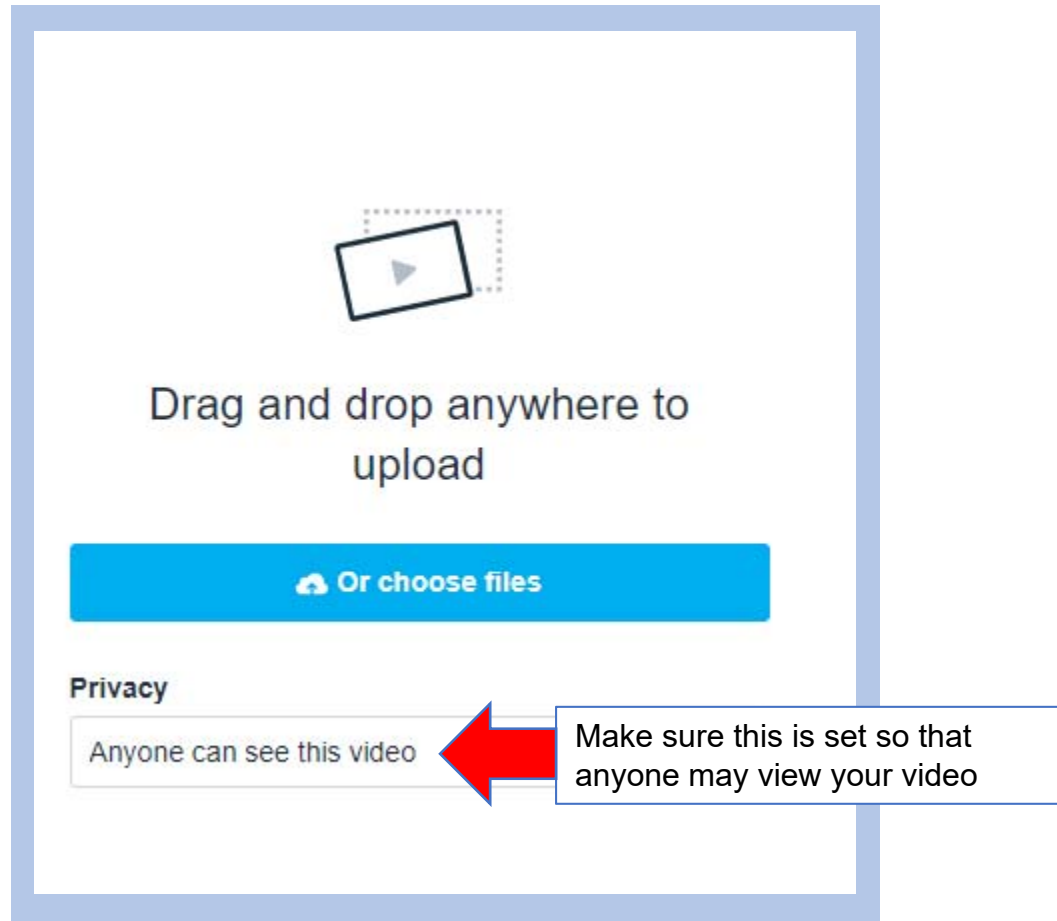
Join with one of the options shown

Select upload



How to Upload Videos to Vimeo (Continued)

Select your file to upload



Once you've uploaded your video, don't forget to copy the URL and upload to UMCARES.